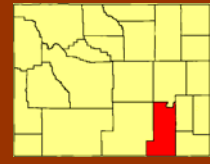


Albany County, Wyoming

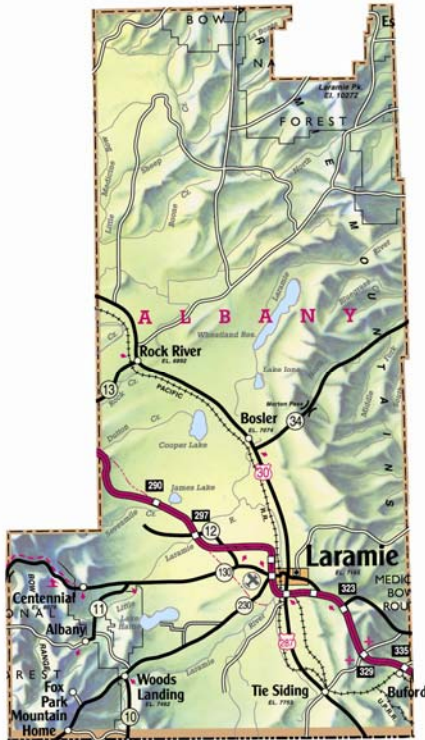
County Profile



2007 Population: 32,227
Land Area: 4,273 sq. mi.
Persons per sq. mi.: 7.5
County Seat: Laramie
 (pop. 27,241*)

*Does not include current enrollment at high education institutes see page 5.

Source: <http://eadiv.state.wy.us/>, July 2007



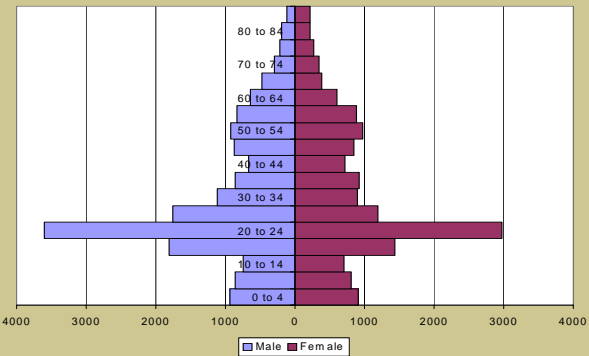
Population Distribution

Age	2007 estimate
<19	8,200
20-34	11,547
35-54	6,787
55-74	4,455
75+	1,238

Median Age 26.9

Source: U.S. Census Bureau

2007 Distribution by Age by Sex



Source: U.S. Census Bureau

Cost of Living Index

Overall	97
Food	95
Housing	96
Apparel	102
Transportation	99
Medical	97
Recreation & Personal Care	97

Source: State of Wyoming Economic Analysis Division
Prices as of January 9, 10, 11, 2008

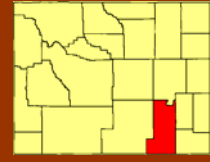
Household Income

	2006
Per Capita Personal Income	\$47,884
Average Price of Single-Family Home (2006)	\$184,159

Source: Wyoming Economic Analysis Division
A Profile of Wyoming Demographics, Economics & Housing
December 31, 2006 (www.wyomingcda.com)

Albany County, Wyoming

County Profile



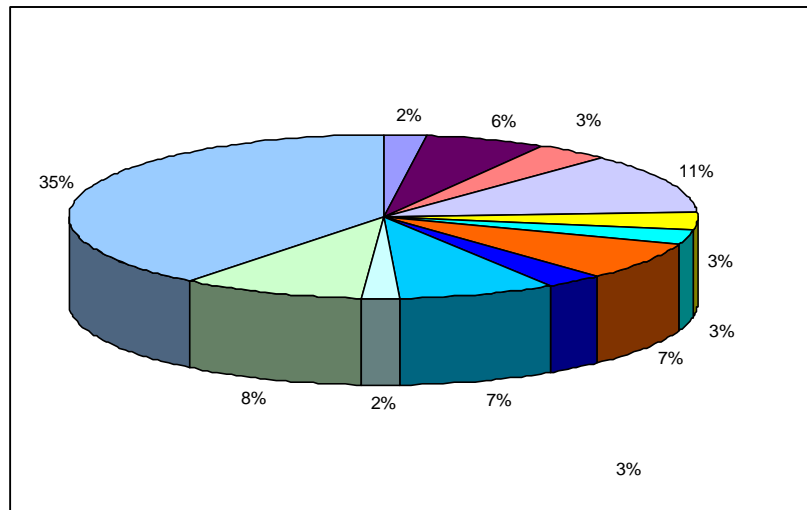
Employment by Industry

Total employment		20,894
Farm employment	391	2%
Forestry, fishing, related activities, and other 3/	#	
Mining	#	
Utilities	#	
Construction	1,155	6%
Manufacturing	684	3%
Wholesale trade	#	
Retail Trade	2,212	11%
Transportation and warehousing	#	
Information	#	
Finance and insurance	630	3%
Real estate and rental and leasing	553	3%
Professional and technical services	1,385	7%
Management of companies and enterprises	#	
Administrative and waste services	#	
Educational services	577	3%
Health care and social assistance	1,460	7%
Arts, entertainment, and recreation	373	2%
Accommodation and food services	1,735	8%
Other services, except public administration	#	
Government and government enterprises	7,278	35%

Source: U.S. Census Bureau

Not shown to avoid disclosure of confidential information, but the estimates for this item are included in the totals.

\$ Less than 10 jobs, but the estimates for this item are included in the totals.



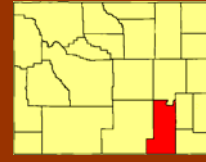
Unemployment

Labor Force	17,945
Employed	17,447
Unemployed	498
Unemployment Rate	2.8%

Source: <http://doe.state.wy.us/LMI> (June 2008)

Albany County, Wyoming

County Profile



Median Salaries

Unskilled

Crate/Packer II	\$24,579
Light Assembler II	\$23,204
Material Handler II	\$26,874
Packer/Packager, Hand	\$21,425

Semi-Skilled

Crushing, Grinding, & Mixing Machine Operation	\$24,443
Heavy Assembler II	\$31,221
Machine Tool Cutting Operator/Tender	\$26,266
Punch Press Operator	\$30,901

Skilled

Assembly Supervisor	\$55,371
Machinist II	\$38,735
Intermediate Tool & Die Maker	\$44,222
Welder II	\$35,607

Technical

Electric/Electronics Technician II	\$39,042
Electrician I	\$35,685
PC Maintenance Technician II	\$46,273
Telecommunications Technician II	\$47,512

Information Technology

Database Administrator	\$77,508
Mainframe Programmer II	\$55,691
Programmer I	\$46,615
Webmaster	\$61,341

Clerical

Account Representative	\$25,965
Customer Service Representative II	\$32,685
Receptionist	\$24,671
Telemarketer	\$27,583

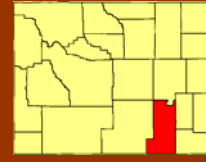
Professional

Employment Manager	\$75,187
Materials Manager	\$73,197
Payroll Administrator	\$42,934
Production Control Manager	\$70,936

Source: www.salary.com

Albany County, Wyoming

County Profile



Major Employers

	Company	Employees	Product/Service
1.	University of Wyoming	5,225	Education
2.	Albany County Schools	896	Education
3.	Iverson Memorial Hospital	473	Healthcare
4.	Wal-Mart	380	Retail
5.	Albany County	380	County Government
6.	Wyotech	360	Technical Education
7.	City of Laramie	295	City Government
8.	Ark Recycling	200	Government
9.	Howard Johnson's	185	Hotel
10.	Trihydro	162	Environmental Engineering

Source: Laramie Economic Development Corporation

Education (2007)

Albany County School District #1 Enrollment	3,491
Student Teacher Ratio	11.5:1
Graduation Rate	85.4%
Expenditures per ADM (Average Daily Membership)	\$13,116

Source: Wyoming Department of Education

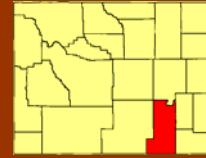
Higher Education Facilities (Spring 2007)

Facility	Enrollment
Laramie County Community College (LCCC) - Albany County Campus (www.lccc.wy.edu/acc/)	174
Wyoming Technical Institute	1,104
University of Wyoming (www.uwyo.edu)	13,223

Source: Laramie County Community College-Albany County Campus, University of Wyoming, Wyoming Technical Institute

Albany County, Wyoming

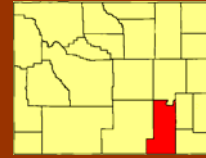
County Profile



Telecommunications

Bresnan Communications 243 Superior Court Laramie, WY 82072 Phone: 307.745.7333 Fax: 307.742.8002 Website: www.bresnan.com	Service area: Laramie Internet Service: Coaxial Broadband Web Management: Web Hosting Service, Video Solutions, Static IP Address
Net Wright LLC P.O. Box 1747 Riverton, WY 82501 Phone: 307.857.5800 Fax: 307.857.1053 Website: www.netwright.net	Service area: Laramie Internet Service: ATM DS3 (45 MB), ATM IMA (3 to 12 MB), ATM T-1, T-1 Frame Relay Web Management: Web Services
OneWest.net 937 W Main Street Riverton, WY 82501 Phone: 866.ONE.WEST Fax: 307.856.1499 Website: www.onewest.net	Service area: Laramie Internet Service: DSL Web Management: Web Hosting
Qwest Communications 103 North Durbin, Room 1 Casper, WY 82601 Phone: 307.234.1107 Fax: 307.235.2618 Website: www.qwest.com	Service area: Laramie, Rock River Telephone Service: Local and Long Distance, Private Line Internet Service: 56& 64 Data Connections, ATM, Centrex, Digital Switched Services, DSL, Frame Relay, ISDN-BRI, ISDN-PRI, PBX, Redundancy, T-1 Web Management: Web Hosting
Union Telephone Company 850 North Highway 414 Mountain View, WY 82939 Phone: 888.926.2273 Fax: 307.782.3079 Website: www.union-tel.com	Service area: Rock River Internet Service: DSL
Visionary P.O. Box 2799 Gillette, WY 82717 Phone: 888.682-1884 Fax: 307.682.2519 Website: www.vcn.com	Service area: Laramie, Rock River Internet Service: DSL, T-1 Web Management: Web Hosting
Wyoming.com 937 W Main St Riverton, WY 82501 Phone: 800.588.3304 Website: www.wyoming.com	Service area: Laramie Internet Service: DSL, Wireless, T-1, Frame Relay Web Management: Web Hosting

Albany County, Wyoming



County Profile

Power Cost (cents/kWh)

	Industrial	Commercial	Residential
Carbon Power & Light P.O. Box 579 Saratoga, WY 82331 800.359.2049	\$0.0493	\$0.0717	\$0.0988
High West Energy, Inc 6270 Country Road 212 P.O. Box 519 Pine Bluffs, WY 82082 307.245.3261	N/A	\$0.0668	\$0.0853
Rocky Mountain Power 825 NE Multnomah Portland, OR 97232 888.221.7070	\$0.0381	\$0.0595	\$0.688
Wheatland REA, Inc 2154 South Street P.O. Box 1209 Wheatland, WY 82201 800.344.3351	\$0.0451	\$0.0845	\$0.1058

Source: Wyoming Public Service Commission, 2004

Transportation

Airport

Laramie Regional Airport (LAR)
3 mile West of Laramie
Commercial Service: Great Lake (United Express)
Daily flights to: Denver
Fixed Base Operators: Cowboy Aviation
Runway: 7,700 x 150 ft, asphalt
6,300 x 100 ft., asphalt

Highways

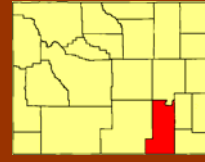
Interstate 80
U.S. Highway 30
U.S. Highway 287

Railroad

Union Pacific

Albany County, Wyoming

County Profile



Workforce Training

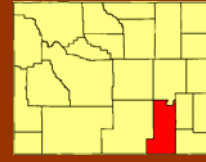
- Wyoming Department of Workforce Services offers employers up to \$4,000 per employee for training.
<http://wyomingworkforce.org/how/wdftp.aspx>
- Quick Start
Wyoming is the first state approved to license the State of Georgia's Quick Start program. The Wyoming Business Council and the Wyoming Community Colleges are partnering to provide training in:
 - Customer Service
 - Manufacturing
 - Warehousing and Distribution<http://www.wyomingbusiness.org>

State Incentives

- No corporate state income tax.
- No personal state income tax.
- Community Development Block Grants administered by Wyoming Business Council. (www.wyomingbusiness.org)
 - Provides grants to local governments for community and economic development projects.
 - Provides convertible loans to grants based on job creation.
- Partnership Challenge Loan Program administered by Wyoming Business Council.
 - Provides low interest loans to community development organizations.
 - Provides gap financing for projects with the Wyoming Business Council participating with a commercial lender.
- Industrial Development Revenue Bonds. Cities and counties may issue tax-exempt bonds to provide financing for manufacturing.

Albany County, Wyoming

County Profile



Taxes

- No corporate state income tax.
- No personal state income tax.
- No inventory tax.
- Albany County has a 6% sales and use tax (statewide base of 4% plus 1% optional county tax plus 1% capital facilities tax).
Source: Wyoming Department of Revenue, Excise Division (April 2006)
- Unemployment Insurance - taxable base rate of \$17,100. Tax rates by industry grouping - WY Dept. of Employment.
(<http://wydoe.state.wy.us/doe.asp?ID=831>)
- Workers' Compensation- rates vary by occupation and can be found at <http://wydoe.state.wy.us/doe.asp?ID=803>
- Property taxes. Average tax rate in Albany County is 6.6091%.
Source: Wyoming Department of Revenue, Ad Valorem Division (2007)

Tax computation:

Fair Market Value of Property * Level of Assessment (9.5% for Residential and Commercial Property) * Tax Rate

Example: Tax on a commercial facility valued at \$1,000,000 is as follows:
 $\$1,000,000 \times 0.095 = \$95,000 \times 0.066091 = \$6,279.$

State assesses agricultural lands at 9.5% of agricultural value, residential and commercial at 9.5% and Industrial at 11.5% of fair market value.