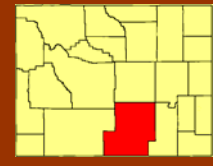


# Carbon County, Wyoming

## County Profile



**2007 Population:** 15,486  
**Land Area:** 7,896 sq. mi.  
**Persons per sq. mi.:** 1.96  
**County Seat:** Rawlins  
 (pop. 8,685)

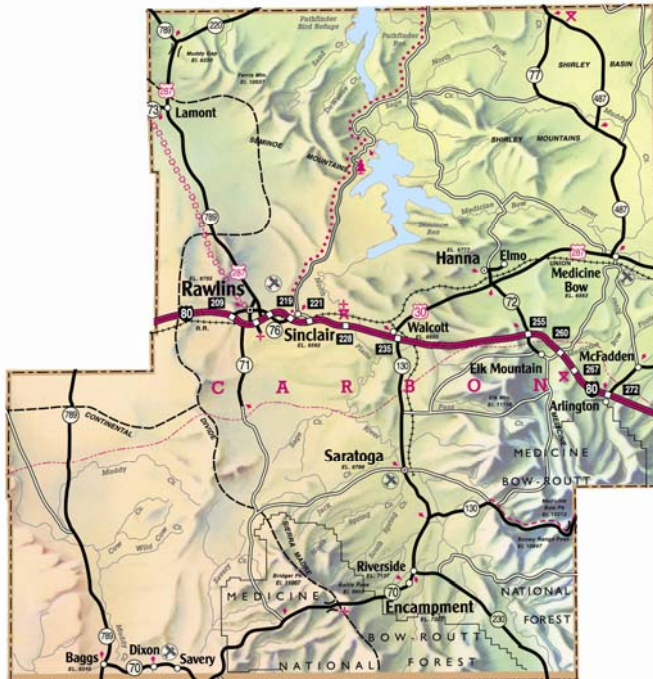
Source: Wyoming Economic Analysis Division, July 2007

## Population Distribution

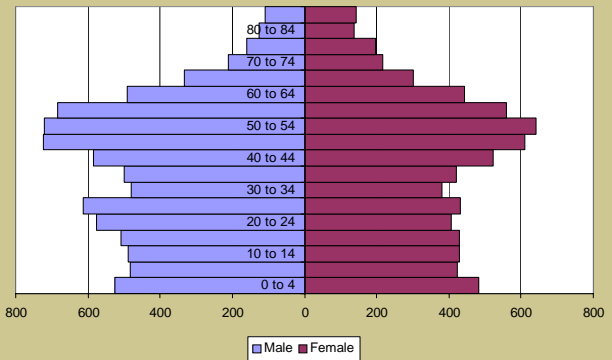
Age	2007 estimate
<19	3,768
20-34	2,887
35-54	4,723
55-74	3,239
75+	869

Median Age 40.8

Source: U.S. Census Bureau



## 2007 Distribution by Age by Sex



Source: U.S. Census Bureau

## Cost of Living Index

<b>Overall</b>	<b>102</b>
Food	102
Housing	103
Apparel	107
Transportation	101
Medical	99
Recreation & Personal Care	101

Source: State of Wyoming Economic Analysis Division  
Prices as of January 10, 11, 12, 2008

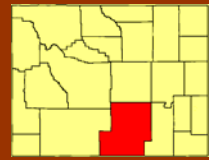
## Household Income

	2006
Average Household Income	\$34,857
Average Price of Single-Family Home (2006)	\$118,335

Source: A Profile of Wyoming Demographics, Economics and Housing - December 31, 2007 (www.wyomingcda.com)

# Carbon County, Wyoming

## County Profile



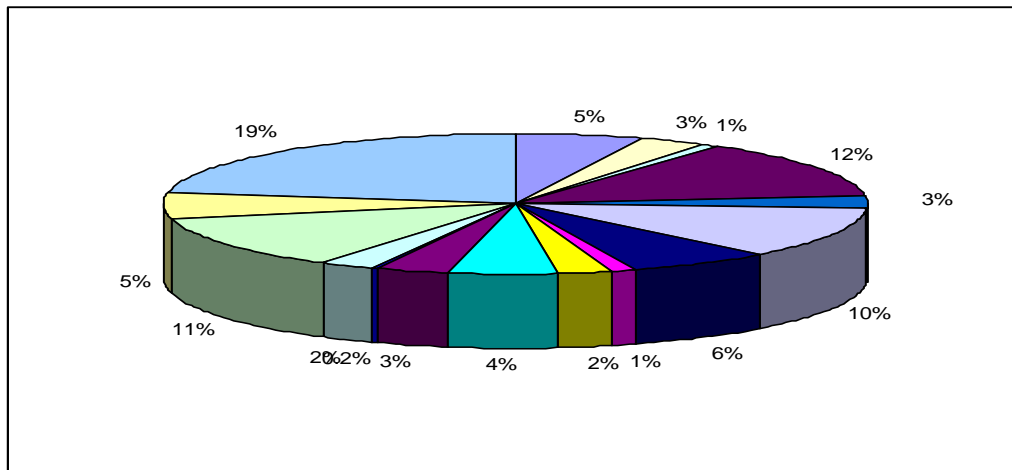
### Employment by Industry

Total employment		10,633
Farm employment	524	5%
Forestry, fishing, related activities, and other 3/	#	
Mining	294	3%
Utilities	65	1%
Construction	1,224	12%
Manufacturing	#	
Wholesale trade	269	3%
Retail Trade	1,070	10%
Transportation and warehousing	630	6%
Information	92	1%
Finance and insurance	240	2%
Real estate and rental and leasing	445	4%
Professional and technical services	305	3%
Management of companies and enterprises	#	
Administrative and waste services	#	
Educational services	26	0.2%
Health care and social assistance	#	
Arts, entertainment, and recreation	224	2%
Accommodation and food services	1,118	11%
Other services, except public administration	560	5%
Government and government enterprises	2,062	19%

Source: U.S. Census Bureau

# Not shown to avoid disclosure of confidential information, but the estimates for this item are included in the totals.

\$ Less than 10 jobs, but the estimates for this item are included in the totals.



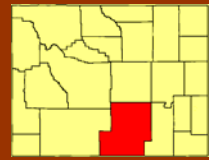
### Unemployment

Labor Force	8,579
Employed	8,323
Unemployed	256
<b>Unemployment Rate</b>	<b>3.0%</b>

Source: <http://doe.state.wy.us/LMI> (June 2008)

# Carbon County, Wyoming

## County Profile



### Median Salaries

#### Unskilled

Crate/Packer II	\$19,506
Light Assembler II	\$19,820
Material Handler II	\$20,840
Packer/Packager, Hand	\$17,006

#### Semi-Skilled

Crushing, Grinding, and Mixing Machine Operation	\$19,396
Heavy Assembler II	\$24,775
Machine Tool Cutting Operator/Tender	\$20,843
Punch Press Operator	\$23,201

#### Skilled

Assembly Supervisor	\$43,946
Machinist II	\$30,621
Intermediate Tool & Die Maker	\$35,204
Welder II	\$29,017

#### Technical

Electric/Electronics Technician II	\$31,457
Electrician I	\$28,026
PC Maintenance Technician II	\$36,734
Telecommunications Technician II	\$37,719

#### Information Technology

Database Administrator	\$61,532
Mainframe Programmer II	\$44,210
Programmer I	\$37,006
Webmaster	\$48,697

#### Clerical

Account Representative	\$20,608
Customer Service Representative II	\$26,091
Receptionist	\$19,629
Telemarketer	\$21,888

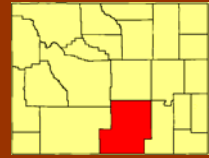
#### Professional

Employment Manager	\$59,671
Materials Manager	\$58,095
Payroll Administrator	\$34,077
Production Control Manager	\$56,798

Source: [www.salary.com](http://www.salary.com)

# Carbon County, Wyoming

## County Profile



### Major Employers

	Company	Employees	Product/Service
1.	Wyoming State Penitentiary	385	State Government
2.	Carbon County School Dist. 1	308	Education
3.	Sinclair Oil Corporation	295	Refinery
4.	Mem. Hospital of Carbon Co.	220	Health Care
5.	Union Pacific Railroad	155	Railroad
6.	Hyland Enterprises	150	Trucking & Oil Field Svc.
7.	Carbon County	134	County Government
8.	Rip Griffin Travel Center	130	Truck Stop
9.	Bureau of Land Management	115	Federal Government
10.	City of Rawlins	100	City Government

Source: City of Rawlins, Wyoming

### Education (2006-2007)

Carbon County School District Enrollment	2,415
Average Student Teacher Ratio	11.45:1
Graduation Rate	82.35%
Expenditures per ADM (Average Daily Membership)	\$17,148

Source: Wyoming Department of Education

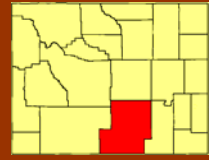
### Higher Education Facilities (2007)

Facility	Enrollment
Western Wyoming Community College - Rocks Springs ( <a href="http://www.wycc.wy.edu/4.htm/">www.wycc.wy.edu/4.htm/</a> )	3,967
University of Wyoming - Laramie, WY ( <a href="http://www.uwyo.edu">www.uwyo.edu</a> )	13,223

Source: Wyoming Community College Commission, University of Wyoming

# Carbon County, Wyoming

## County Profile

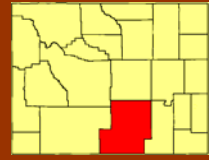


### Telecommunications

<b>Bresnan Communications</b> 409 6 <sup>th</sup> Street Rawlins, WY 82301 Phone: 877.BRESNAN Website: <a href="http://www.bresnan.com">www.bresnan.com</a>	<b>Service area:</b> Rawlins, Sinclair <b>Internet Service:</b> Coaxial Broadband <b>Web Management:</b> Web Hosting Service, Video Solutions, Static IP Address
<b>Century Telephone</b> Medicine Bow, WY 82329 Phone: 888.835.2305 Fax: 307.367.2343 Website: <a href="http://www.centurytel.com">www.centurytel.com</a>	<b>Service area:</b> Medicine Bow <b>Telephone Service:</b> Local and Long Distance
<b>Net Wright LLC</b> P.O. Box 1747 Riverton, WY 82501 Phone: 307.857.5800 Fax: 307.857.1053 Website: <a href="http://www.netwright.net">www.netwright.net</a>	<b>Service area:</b> Rawlins <b>Internet Service:</b> ATM DS3 (45 MB), ATM IMA (3 to 12 MB), ATM T1,
<b>OneWest.net</b> 937 W Main Street Riverton, WY 82501 Phone: 866.ONE.WEST Fax: 307.856.1499 Website: <a href="http://www.onewest.net">www.onewest.net</a>	<b>Service area:</b> Rawlins <b>Internet Service:</b> DSL <b>Web Management:</b> Web Hosting
<b>Qwest Communications</b> 103 North Durbin, Room 1 Casper, WY 82601 Phone: 307.234.1107 Fax: 307.235.2618 Website: <a href="http://www.qwest.com">www.qwest.com</a>	<b>Service area:</b> Rawlins, Sinclair <b>Telephone Service:</b> Local and Long Distance, Private Line <b>Internet Service:</b> 56& 64 Data Connections, ATM, Centrex, Digital Switched Services, DSL, Frame Relay, ISDN-BRI, ISDN-PRI, PBX, Redundancy, T-1 <b>Web Management:</b> Web Hosting
<b>Visionary</b> P.O. Box 2799 Gillette, WY 82717 Phone: 888.682.1884 Fax: 307.682.2519 Website: <a href="http://www.vcn.com">www.vcn.com</a>	<b>Service area:</b> Rawlins, Sinclair, Hanna <b>Internet Service:</b> Wireless (Rawlins/Sinclair only), T-1 & Frame <b>Web Management:</b> Web Hosting
<b>Wyoming.com</b> 937 W Main Street Riverton, WY 82501 Phone: 800.588.3304 Website: <a href="http://www.wyoming.com">www.wyoming.com</a>	<b>Service area:</b> Rawlins <b>Internet Service:</b> DSL, Wireless, T-1, Frame Relay <b>Web Management:</b> Web Hosting, Web Design

# Carbon County, Wyoming

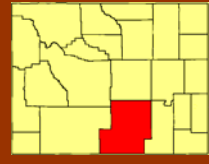
## County Profile



### Power Cost (cents/KWh)

	Industrial	Commercial	Residential
<b>Carbon Power &amp; Light, Inc.</b> 110 E Spring St Saratoga, WY 82331 307.326.5206	\$0.0493	\$0.0717	\$0.0988
<b>High Plains Power, Inc.</b> 5608 Old West Yellowstone Casper, WY 82601 307.473.1525	\$0.0384	\$0.0723	\$0.0798
<b>Rocky Mountain Power</b> 825 NE Moultnomah Portland, OR 97232 888.221.7070	\$0.0381	\$0.0595	\$0.0688
<b>Yampa Valley REA</b> P.O. Box 771218 Steamboat Springs, CO 80477 970.879.7270	N/A	\$0.0764	\$0.0715

Source: Wyoming Public Service Commission, 2004



## Transportation

### Airports

#### Laramie Regional (LAR)

3 miles west of Laramie

Commercial Service: Great Lakes (United Express)

Daily flight to: Denver

Fixed Base Operators: Cowboy Aviation

Runways: 7,700 x 150 feet, asphalt

6,300 x 100 feet, asphalt

#### Rawlins Municipal (RWL)

1 miles northeast of Rawlins

Fixed Base Operators: France Flyer Service

Runways: 7,008 x 100 feet, asphalt

4,320 x 60 feet, asphalt

#### Dixon (9U4)

2 miles east of Dixon

Runway: 5,500 x 75 feet, asphalt

Fixed Base Operators: none

#### Shively Field (SAA)

0.5 miles southwest of Saratoga

Runway: 8,800 x 75 feet, asphalt

Fixed Base Operators: Saratoga Aviation, Inc

### Highways

Interstate 80

US Highway 30

US Highway 287

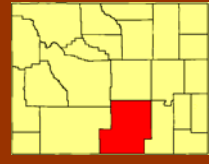
### Railroad

Colorado and Wyoming

Union Pacific

# Carbon County, Wyoming

## County Profile



### Workforce Training

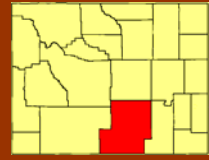
- Wyoming Department of Workforce Services offers employers up to \$4,000 per employee for training.  
<http://wyomingworkforce.org/how/wdftp.aspx>
- Quick Start  
Wyoming is the first state approved to license the State of Georgia's Quick Start program. The Wyoming Business Council and the Wyoming Community Colleges are partnering to provide training in:
  - Customer Service
  - Manufacturing
  - Warehousing and Distribution<http://www.wyomingbusiness.org>

### State Incentives

- No corporate state income tax.
- No personal state income tax.
- Community Development Block Grants administered by Wyoming Business Council. ([www.wyomingbusiness.org](http://www.wyomingbusiness.org))
  - Provides grants to local governments for community and economic development projects.
  - Provides convertible loans to grants based on job creation.
- Partnership Challenge Loan Program administered by Wyoming Business Council.
  - Provides low interest loans to community development organizations.
  - Provides gap financing for projects with the Wyoming Business Council participating with a commercial lender.
- Industrial Development Revenue Bonds. Cities and counties may issue tax-exempt bonds to provide financing for manufacturing.

# Carbon County, Wyoming

## County Profile



### Taxes

- No corporate state income tax.
- No personal state income tax.
- No inventory tax.
- Carbon County has a 5% sales and use tax (statewide base of 4% plus 1% optional county).  
*Source: Wyoming Department of Revenue, Excise Division (April 2008)*
- Unemployment Insurance - taxable base rate of \$20,100. Tax rates by industry grouping - WY Dept. of Employment.  
(<http://wydoe.state.wy.us/doe.asp?ID=831>)
- Workers' Compensation - rates vary by occupation and can be found at <http://wydoe.state.wy.us/doe.asp?ID=803>
- Property taxes. Average tax rate in Campbell County is 6.4263%  
*Source: Wyoming Department of Revenue, Ad Valorem Division (2007)*

#### Tax computation:

Fair Market Value of Property \* Level of Assessment (9.5% for Residential and Commercial Property) \* Tax Rate

**Example:** Tax on a commercial facility valued at \$1,000,000 is as follows:  $\$1,000,000 \times 0.095 = \$95,000 \times 0.064263 = \$6,105$ .

State assesses agricultural lands at 9.5% of agricultural value, residential and commercial at 9.5% and Industrial at 11.5% of fair market value.