

# Weston County, Wyoming

## County Profile



**2007 Population:** 6,854  
**Land Area:** 2,398 sq. mi.  
**Persons per sq. mi.:** 2.86  
**County Seat:** Newcastle  
 (pop. 3,324)

Source: Wyoming Economic Analysis Division, July 2007

### Population Distribution

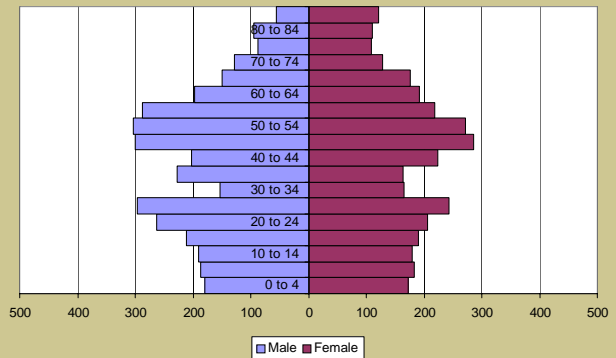
Age	2007 estimate
<19	1,495
20-34	1,328
35-54	1,975
55-74	1,477
75+	579

Median Age 42.7

Source: US Census Bureau



### 2007 Distribution by Age by Sex



Source: US Census Bureau

### Cost of Living Index

<b>Overall</b>	<b>91</b>
Food	92
Housing	84
Apparel	88
Transportation	100
Medical	102
Recreation & Personal Care	97

Source: State of Wyoming Economic Analysis Division  
Prices as of January 9, 10, 11 2008

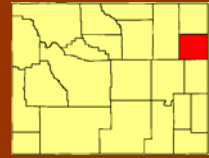
### Household Income

	2007 estimate
Per Capita Personal Income	\$38,749
Average Price of Single-Family Home (2006)	\$107,437

Source: US Bureau of Economic Analysis  
A Profile of Wyoming Demographics, Economics and Housing - August, 2007 ([www.wyomingcda.com](http://www.wyomingcda.com))

# Weston County, Wyoming

## County Profile



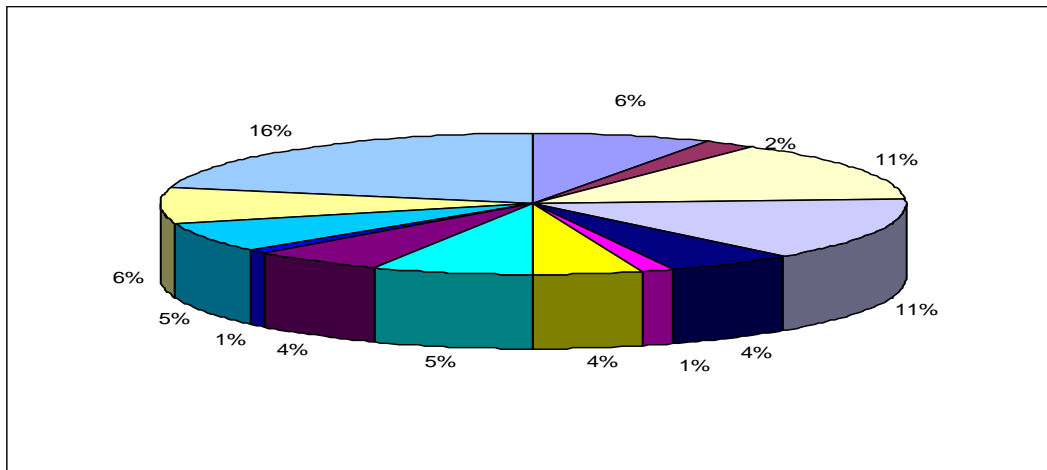
### Employment by Industry

Total employment		4,994
Farm employment	295	6%
Forestry, fishing, related activities, and other 3/	85	2%
Mining	530	11%
Utilities	#	
Construction	#	
Manufacturing	#	
Wholesale trade	#	
Retail Trade	555	11%
Transportation and warehousing	214	4%
Information	46	1%
Finance and insurance	187	4%
Real estate and rental and leasing	263	5%
Professional and technical services	221	4%
Management of companies and enterprises	#	
Administrative and waste services	#	
Educational services	30	1%
Health care and social assistance	265	5%
Arts, entertainment, and recreation	#	
Accommodation and food services	#	
Other services, except public administration	319	6%
Government and government enterprises	809	16%

Source: U.S. Census Bureau

# Not shown to avoid disclosure of confidential information, but the estimates for this item are included in the totals.

\$ Less than 10 jobs, but the estimates for this item are included in the totals.



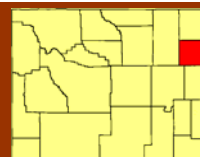
### Unemployment

Labor Force	3,116
Employed	3,018
Unemployed	98
<b>Unemployment Rate</b>	<b>3.1%</b>

Source: Department of Labor, Labor Market Information, June 2008

# Weston County, Wyoming

## County Profile



### Median Salaries

#### Unskilled

Crater/Packer II	\$15,778
Light Assembler II	\$16,718
Material Handler II	\$18,086
Packer/Packager, Hand	\$14,770

#### Semi-Skilled

Crushing, Grinding, and Mixing Machine Operation	\$16,919
Heavy Assembler II	\$18,979
Machine Tool Cutting Operator/Tender	\$18,181
Punch Press Operator	\$20,588

#### Skilled

Assembly Supervisor	\$35,356
Machinist II	\$26,496
Intermediate Tool & Die Maker	\$29,511
Welder II	\$24,691

#### Technical

Electric/Electronics Technician II	\$27,462
Electrician I	\$22,364
PC Maintenance Technician II	\$30,327
Telecommunications Technician II	\$33,268

#### Information Technology

Database Administrator	\$51,138
Mainframe Programmer II	\$40,431
Programmer I	\$31,513
Webmaster	\$40,174

#### Clerical

Account Representative	\$17,867
Customer Service Representative II	\$21,452
Receptionist	\$16,432
Telemarketer	\$19,103

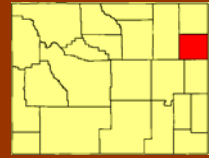
#### Professional

Employment Manager	\$47,953
Materials Manager	\$47,098
Payroll Administrator	\$33,424
Production Control Manager	\$44,408

Source: [www.salary.com](http://www.salary.com)

# Weston County, Wyoming

## County Profile



### Major Employers

	Company	Employees	Product/Service
1.	Weston Co School Dist 1	200	Education
2.	Weston Co Hospital & Manor	138	Health Care
3.	Jacobs Ranch Mine	130	Coal Mining
4.	Weston Co School Dist 7	86	Education
5.	Wyoming Refining Company	75	Gas/Oil/Diesel
6.	Weston County	58	Government Services
7.	Dixon Brothers	35	Trucking
8.	City of Newcastle	33	Government Services
9.	Union State Bank	9	Financial Services
10.	Town of Upton	7	Government Services

Source: Northeast Wyoming Economic Development Coalition

### Education (2006-2007)

Weston County School Districts Enrollment	1,079
Average Student Teacher Ratio	12.12:1
Graduation Rate	85.95%
Expenditures per Average Daily Membership	\$15,764

Source: Wyoming Department of Education

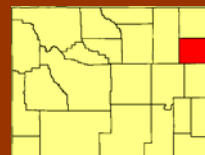
### Higher Education Facilities (2007)

Facility	Enrollment
Eastern Wyoming Community College -Torrington ( <a href="http://www.ewc.wy.edu">www.ewc.wy.edu</a> )	1,435
University of Wyoming - Laramie, ( <a href="http://www.uwyo.edu">www.uwyo.edu</a> )	13,223

Source: Wyoming Community College Commission, University of Wyoming

# Weston County, Wyoming

## County Profile



### Telecommunications

#### All West Communications

P.O. Box 588  
Kamas, UT 84036  
Phone: (435) 783-4361  
Fax: (435) 783-4928  
Website: [www.allwest.net](http://www.allwest.net)  
Services offered: (Newcastle, Upton) Web Hosting

#### RT Communications

130 South Ninth Street  
Worland, WY 82401  
Phone: (307) 347-7000  
Fax: (307) 347-6366  
Website: [www.rtcom.net](http://www.rtcom.net)  
Services offered: (Newcastle, Upton)

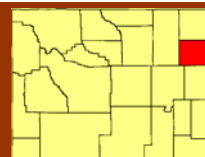
#### Visionary

P.O. Box 2799  
Gillette, WY 82717  
Phone: (888) 682-1884  
Fax: (307) 682-2519  
Website: [www.vcn.com](http://www.vcn.com)  
Services offered: (Newcastle only) Dial up, 256k Residential Wireless, 512k Business Wireless, Web Design, Web Hosting. (All other incorporated communities): Web Hosting.

*Source: Wyoming Interactive Business Center, Wyoming Business Council*

# Weston County, Wyoming

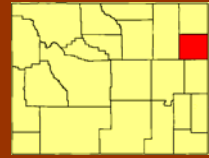
## County Profile



### Power Cost

	Industrial	Commercial	Residential
<b>Black Hills Corporation</b> P. O. Box 1400 Rapid City, SD 57709 (605)721-1700	5.11	7.67	7.98
<b>Powder River Energy Corporation</b> 603 Old U.S. Highway 14 Moorcroft, WY 82721 (307) 756-3372	3.38	5.02	6.71

Source: Wyoming Public Service Commission, 2004



## Transportation

### Airports

#### Gillette-Campbell County (GCC)

4 miles northwest of Gillette

Commercial Service: Great Lakes (United Express)

Daily flights to: Denver

Fixed Base Operators: Flightline Aviation

Runways: 7,500 x 150 ft., concrete

5,800 x 75 ft., concrete

#### Mondell Field (ECS)

5 miles northwest of Newcastle

Runway: 4,778 x 75 ft., concrete

Fixed Base Operators: Tuff Air

#### Upton Municipal (83V)

1 mile southwest of Upton

Runway: 3,710 x 80 ft., shale

Fixed Base Operators: None

### Highways

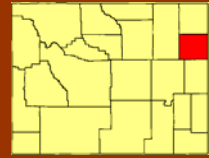
Distance from county center to nearest Interstate highway = 31.68 miles to I-90

U. S. Highway 16

U. S. Highway 85

### Railroad

Burlington Northern Santa Fe

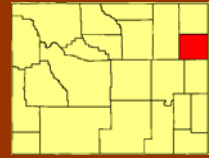


### Workforce Training

- Wyoming Department of Workforce Services offers employers up to \$4,000 per employee for training.  
<http://wyomingworkforce.org/how/wdftp.aspx>
- Quick Start  
Wyoming is the first state approved to license the State of Georgia's Quick Start program. The Wyoming Business Council and the Wyoming Community Colleges are partnering to provide training in:
  - Customer Service
  - Manufacturing
  - Warehousing and Distribution<http://www.wyomingbusiness.org>

### State Incentives

- No corporate state income tax.
- No personal state income tax.
- Community Development Block Grants administered by Wyoming Business Council. ([www.wyomingbusiness.org](http://www.wyomingbusiness.org))
  - Provides grants to local governments for community and economic development projects.
  - Provides convertible loans to grants based on job creation.
- Partnership Challenge Loan Program administered by Wyoming Business Council.
  - Provides low interest loans to community development organizations.
  - Provides gap financing for projects with the Wyoming Business Council participating with a commercial lender.
- Industrial Development Revenue Bonds. Cities and counties may issue tax-exempt bonds to provide financing for manufacturing.



### Taxes

- No corporate state income tax.
- No personal state income tax.
- No inventory tax.
- Weston County has a 5% sales and use tax (4% state base tax and a 1% general purpose county tax.)  
*Source: Wyoming Department of Revenue, Excise Division (April 2008)*
- Unemployment Insurance - taxable base rate of \$20,100. Tax rates by industry grouping - WY Dept. of Employment.  
(<http://wydoe.state.wy.us/>)
- Workers' Compensation- rates vary by occupation and can be found at <http://wydoe.state.wy.us/>
- Property taxes. Average tax rate in Weston County is 7.0555%  
*Source: Wyoming Department of Revenue, Ad Valorem Division, 2007*

#### Tax computation:

Fair Market Value of Property \* Level of Assessment (9.5% for Residential and Commercial Property) \* Tax Rate

**Example:** Tax on a commercial facility valued at \$1,000,000 is as follows:  $\$1,000,000 \times 0.095 = \$95,000 \times 0.070555 = \$6,703$

State assesses agricultural lands at 9.5% of agricultural value, residential and commercial at 9.5% and Industrial at 11.5% of fair market value.